

Type of Permit: New ☒ Alter ☐ Relocated ☐

Permit #: S-25-2

Received Date: 6-13-2025

Applicant Name (if not owner): J.J. Cutsforth

Mailing Address: 89975 Prairie Rd

Email: jcutsforth@esasigns.com Phone: 541-868-2400

Property Owner Name: RLK Properties LLC

Mailing Address: 3474 Spring Blvd, Eugene, OR 97405

Email: _____ Phone: _____

Property Address: 88267 Territorial Hwy, Veneta, OR 97487

Assessor's Map Number: 17053120 Tax Lot(s): 00200

Zoning District: Highway Commercial

Building Square Feet	Area of Sign (Square Feet)	Vertical Dimension (feet)	Horizontal Dimension (feet)	Height (feet)
23500	37.07	2' - 10"	13' - 1"	14'

Submittal requirements: Plan and elevation drawn to scale including proposed location, sign material, color, dimensions, shape and height above grade. The drawing shall show the structural elements of the proposed sign and supporting structure(s) and any other information needed to show that the sign will not interfere with traffic safety, public health, or general welfare.

Building Signs: The diagram shall show where the sign will be attached to the building, including the distance the sign will project from the wall to which it is attached and the height above the finished ground surface over which it is mounted.

Free-standing Signs: In addition to the diagram, a site plan shall be submitted which shows the placement of the sign on the property with dimensions from property lines, driveways, sidewalks, parking areas and buildings.

Please indicate the sign district that the sign is proposed to be located within:

Highway 126 Corridor District ☐

Single-Family Residential District ☐

Business District ☒

Multi-Family Residential District ☐

Downtown District ☐

Note: Sign District depends on the zoning district of the property as described in the Veneta Zoning and Development Code. See Section 5.15(3) – Designated Sign Districts of the ordinance for description of each sign district.

Note: You will need to identify the zone in which the sign is proposed in order to determine the applicable sign district. The Veneta Zoning Map can be found here: <https://www.venetaoregon.gov/197/Maps>

Please indicate the type of sign proposed:

Free-Standing or Monument Sign ☐

Building Sign ☒

Portable Sign ☐

Note: Temporary Signs, Flags, Election Signs, Real Estate or Construction Signs, Driveway Entrance/Exit Signs, Address Plates, and Directional Signs do not require a Sign Permit, but must still conform to the applicable requirements of Section 5.15. See Table 5.15 of Section 5.15 for specifics.

An Electrical permit is required if the sign is proposed to be illuminated.

NOTICE

Sign visible from a state highway: Yes ☒ No ☐ (If Yes, please read statement below and initial)

If property is visible from a state highway a permit from the Oregon Department of Transportation (ODOT) may be required in addition to any city permits. Please contact ODOT for sign requirements (Marie Kennedy, P.E - State Sign Engineer, Phone: 503-986-4013 or website:

<https://www.oregon.gov/ODOT/Engineering/Pages/Signing.aspx>

Applicant Initials JC

A permit shall expire if a sign is not installed, as approved, within 180 days from the date of approval. Reapplication shall include a new, fully completed application form and a new application fee. Electrical connections and all supply circuits shall be made by Licensed Electrical Contractor and subject to the provisions of the State Electrical code. A separate permit shall be taken out for electrical work.

I HEREBY STATE THAT THE FACTS RELATED IN THE ABOVE APPLICATION AND THE PLANS AND DOCUMENTS SUBMITTED HERewith ARE TRUE, COMPLETE, CORRECT, AND ACCURATE TO THE BEST OF MY KNOWLEDGE.

Property Owner Signature: Renee Kiyhl

Applicant Signature: James C...

Staff Comments:

Approval is from Planning Department only. A building permit and electrical permit will be needed prior to installation.

Territorial Road is under Lane County's jurisdiction, so the sign will not be visible from a state highway and no ODOT permit will be needed.



89975 Prairie Rd.
Eugene, OR 97402
541.485.5546 | esasigns.com

SHOP DRAWING #:
39605A

CLIENT:
DOMINO'S
88267 TERRITORIAL HWY.
VENETA, OR 97487

DATE OF SHOP DRAWING:
6/12/25

PROD. DETAILS: SK


LEAD DESIGN: BL

SALES: TC

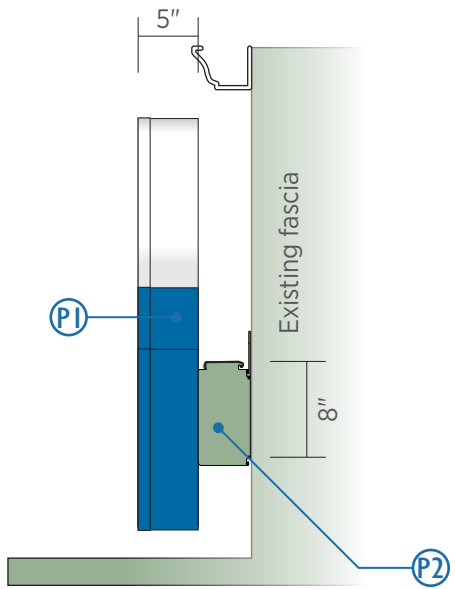
REVISIONS:

COLOR CODE

- (V1) 3M 3730-127 INTENSE BLUE PSV
(V2) 3M 3730-33 RED PSV
(V3) 3M 3635-20-B MATTE WHITE BLOCKOUT PSV
(P1) MATTHEWS MP380 T/M PANTONE 307C
(P2) MATTHEWS MP46645 T/M SHERWIN WILLIAMS 6451 NURTURE GREEN



FRONT VIEW



END VIEW

MANUFACTURE & INSTALL (1) SET OF LED-ILLUMINATED, RACEWAY-MOUNTED, FACE-LIT CHANNEL LETTERS

SCALE- 3/4" = 1'

CHANNEL LETTERS- "DOMINOS"- FACE-LIT

- 5" ALUMET CHANNEL COIL RETURNS (PAINTED) (P1)
- 1" TRIM-CAP (PAINTED) (P1)
- .177 WHITE ACRYLIC FACES / LOGO WITH PSV OVERLAY (V1)
- .040 ALUMINUM LETTER-BACKS (PRE-COAT WHITE)
- GE NB1000 WHITE LED ILLUMINATION
- 12 VOLT 60 WATT POWER SUPPLIES
- FABRICATE "KICKERS" OR EXTENSIONS AS NECESSARY (PAINTED) (P2)

LOGO- FACE-LIT

- 5" ALUMET CHANNEL COIL RETURN (PRE-COAT ULTRA WHITE)
- 1" TRIM-CAP (VIDON WHITE)
- .177 WHITE ACRYLIC FACE WITH PSV OVERLAY (V1) (V2)
- .040 ALUMINUM LETTER-BACK (PRE-COAT WHITE)
- GE NB1000 WHITE LED ILLUMINATION
- 12 VOLT 60 WATT POWER SUPPLIES
- FABRICATE "KICKERS" OR EXTENSIONS AS NECESSARY (PAINTED) (P2)

(RACEWAY)

- 8" NARROW, EXTRUDED ALUMINUM RACEWAY SYSTEM FROM SIGNCOMP / INV. NO. EX5173 (PAINTED) (P2)
 - SIGNCOMP SYSTEM INCLUDES:
 - 1 QTY (24' 2" LENGTH) 8", 2 PIECE CHANNEL LETTER RACEWAY- FRONT (SC PART# 1981) / BACK (SC PART# 1982N)
 - 1 QTY (24' 2" LENGTH) 8" NARROW CHANNEL LETTER RACEWAY COVER (SC PART# 1986N)

- ADDITIONAL COMPONENTS:

- 2 QTY. 8" NARROW CHANNEL LETTER RACEWAY END CAP (SC PART# 5987N-8") / INV. NO. EX5174
- 6 QTY. 3" LARGE MOUNTING CLIP (SC PART# 5988) / INV. NO. EX5176
- 8 QTY. BRACE / BRACKET (SC PART# 5972N-8) / INV. NO. EX5175
- PROVIDE 1" LONG SPACERS FOR 3/8" DIAM. LAG SCREWS (PAINTED) (P2)



89975 Prairie Rd.
Eugene, OR 97402
541.485.5546 | esasigns.com

SHOP DRAWING #:
39605A

CLIENT:
DOMINO'S
88267 TERRITORIAL HWY.
VENETA, OR 97487

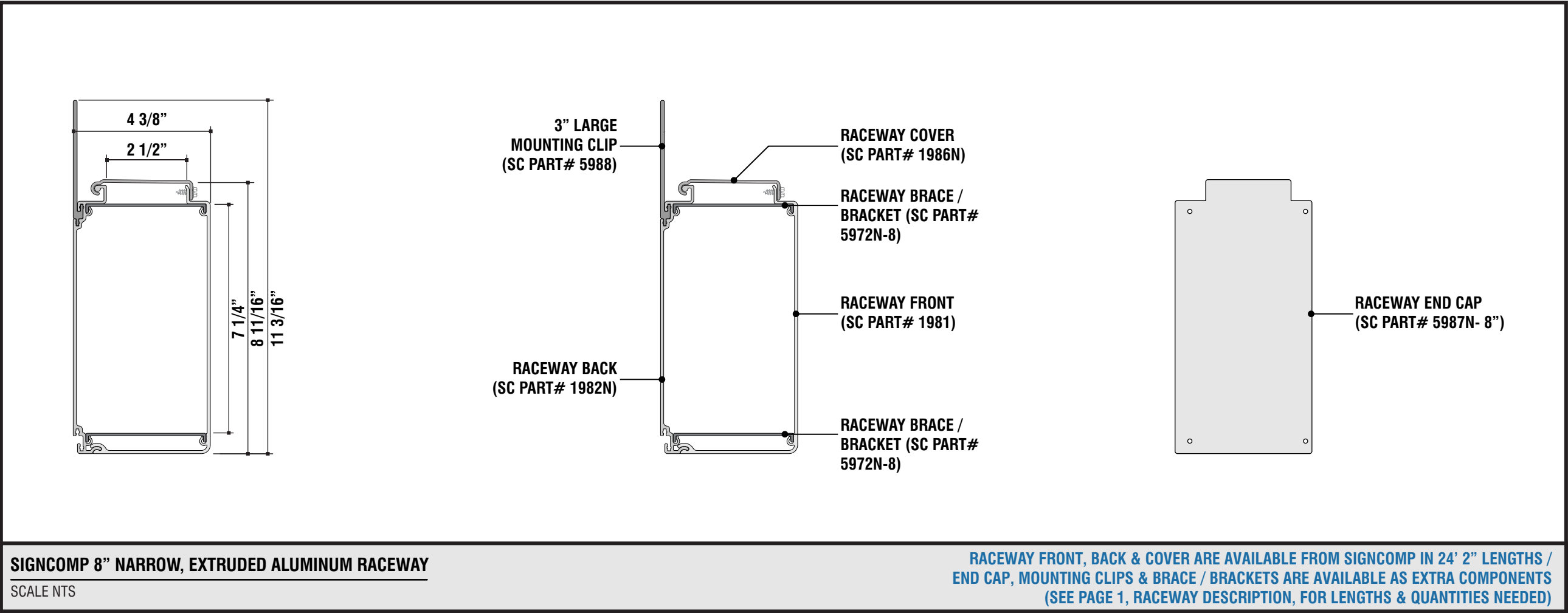
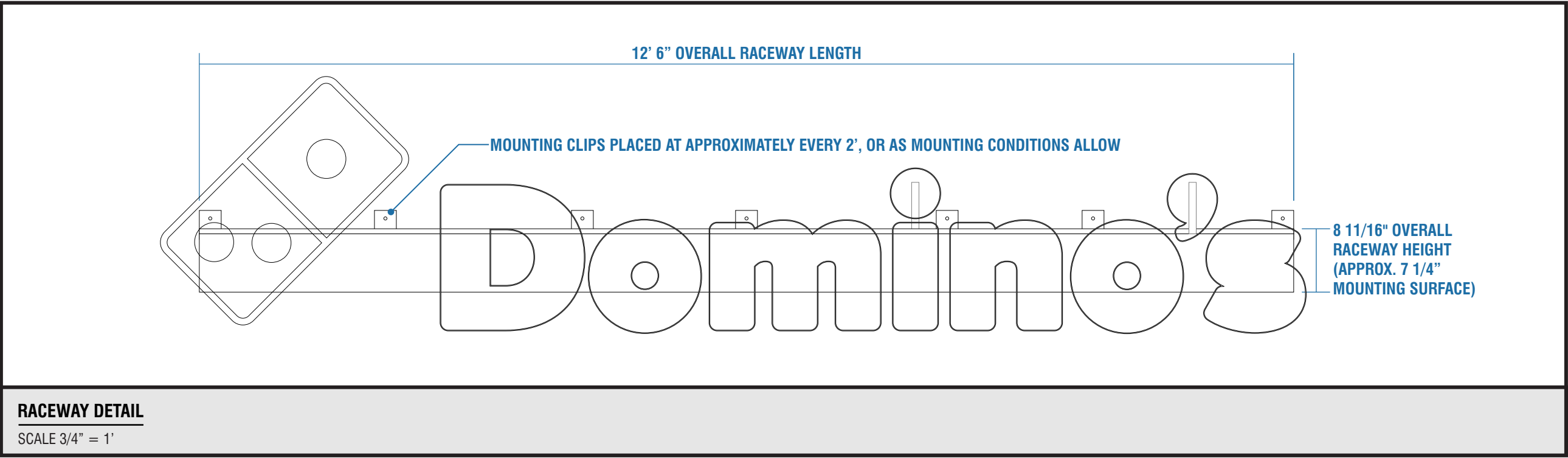
DATE OF SHOP DRAWING:
6/12/25

PROD. DETAILS: SK

LEAD DESIGN: BL

SALES: TC

REVISIONS:





89975 Prairie Rd.
Eugene, OR 97402
541.485.5546 | esasigns.com

SHOP DRAWING #:
39605A

CLIENT:
DOMINO'S
88267 TERRITORIAL HWY.
VENETA, OR 97487

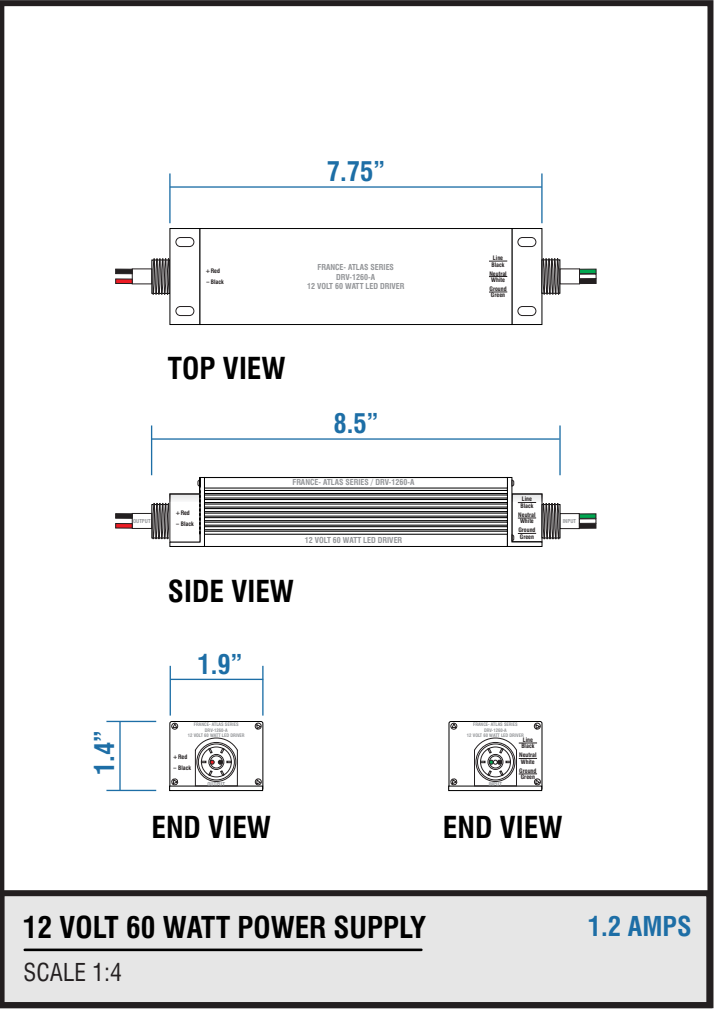
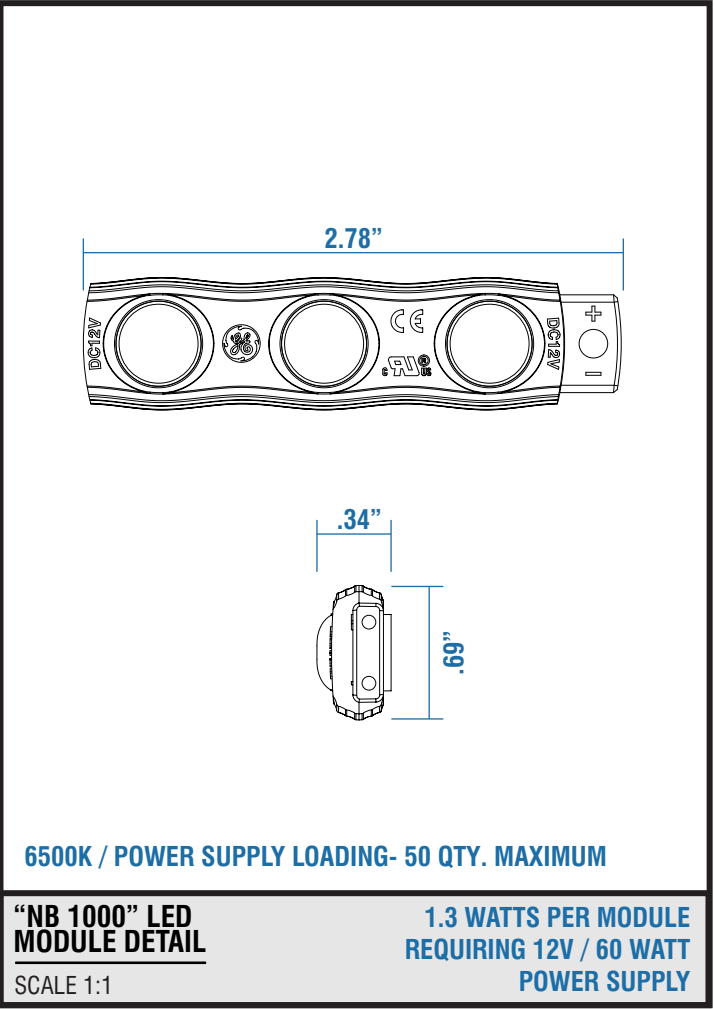
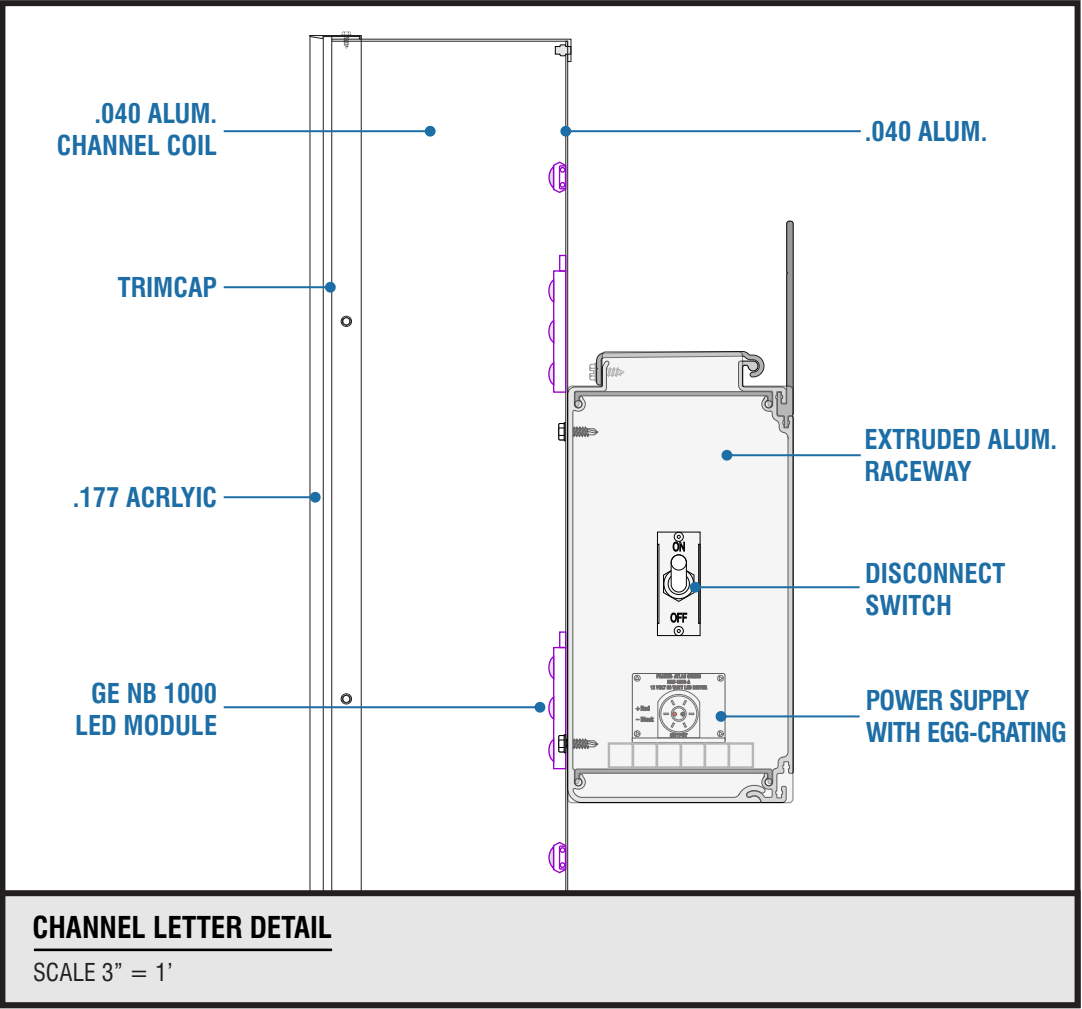
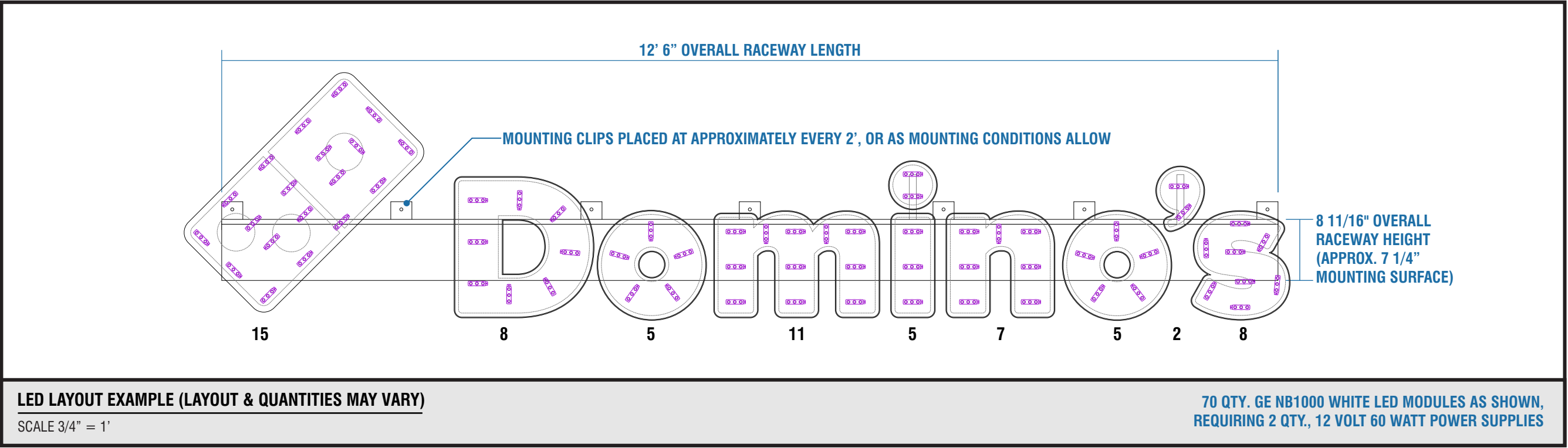
DATE OF SHOP DRAWING:
6/12/25

PROD. DETAILS: SK

LEAD DESIGN: BL

SALES: TC

REVISIONS:





89975 Prairie Rd.
Eugene, OR 97402
541.485.5546 | esasigns.com

SHOP DRAWING #:
39605A

CLIENT:
DOMINO'S
88267 TERRITORIAL HWY.
VENETA, OR 97487

DATE OF SHOP DRAWING:
6/12/25

PROD. DETAILS: SK

LEAD DESIGN: BL

SALES: TC

REVISIONS:

COLOR CODE

- V1

3M 3730-127
INTENSE BLUE PSV
- V2

3M 3730-33
RED PSV
- V3

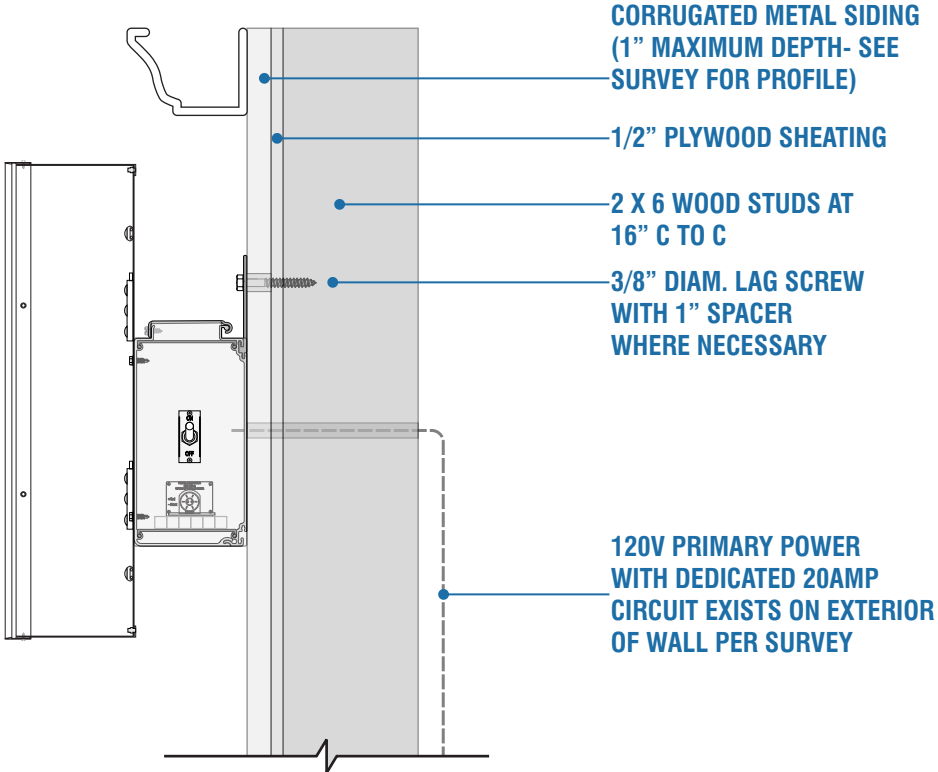
3M 3635-20-B MATTE
WHITE BLOCKOUT PSV
- P1

MATTHEWS MP380 T/M
PANTONE 307C
- P2

MATTHEWS MP46645 T/M
SHERWIN WILLIAMS 6451
NURTURE GREEN



PROPOSED
SCALE- NTS



ATTACHMENT DETAIL
SCALE 1 1/2 inch = 1 foot

INSTALLATION

- INSTALL COMPLETED CHANNEL LETTER SET WITH RACEWAY, CENTERED HORIZONTALLY & VERTICALLY IN AVAILABLE SPACE
(NOTE- NO SURVEY WAS DONE OF AVAILABLE HEIGHT OR GUTTER PROJECTION)

PICK LIST		
QTY	PART	✓
1	COMPLETED CHANNEL LETTER SET WITH RACEWAY	
6-8	3/8" DIAMETER LAG SCREWS	
6-8	1" LONG SPACERS FOR 3/8" DIAM. LAG SCREWS	
2	TOUCH-UP PAINT P1 P2	
SIGNED:		DATE:

Territorial Rd

Parking lot

Parking lot

Luther Ln

New proposed wall sign

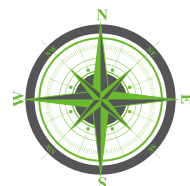
Design 39605A



Property lines

© 2025 Copyright ES&A Sign Corp.

CAUTION: The design concept, ideas & specifications contained herein are the intellectual property of ES&A Sign Corp. for a project that has been custom designed, planned, & submitted for your approval. No element of the design concept shall be copied, disclosed, or provided in any form to any other person or entity without the express written permission of ES&A Sign Corp. By accepting this submission, you further agree that no element of the design will be implemented by any other person or entity other than ES&A Sign Corp. without the express written permission of ES&A Sign Corp. In the event design elements or concept drawings are disclosed to any other person or entity, ES&A Sign Corp. may pursue any legal remedies including, but not limited to, court action, in which the prevailing party shall be entitled to attorney fees & costs.



SITE MAP

1" = 40'

Domino's
88267 Territorial Hwy.
Veneta, OR 97487

89975 Prairie Rd.
Eugene, OR 97402
P | 541.485.5546
esasigns.com

