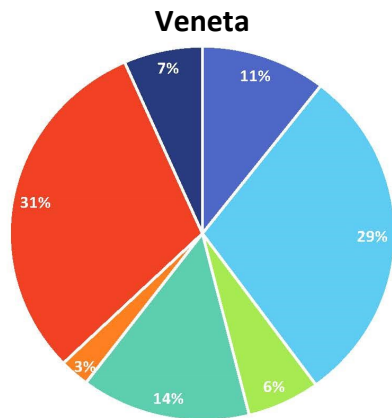
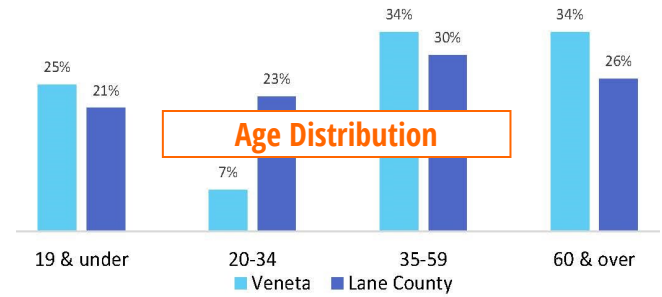


Veneta Community Profile 2022



Population Growth

	2000	2010	2022	Average Annual 2000-2022
Veneta	2,755	4,565	5,177	4.0%
Lane County	322,959	352,010	382,218	0.83%
Oregon	3,421,399	3,837,300	4,229,374	1.07%



Household Types

Veneta tends to have younger households with children

Veneta

Family Households

11%	Married-couple family with Children
29%	Married-couple family without Children
6%	Cohabiting couple household with Children
14%	Single headed households with Children

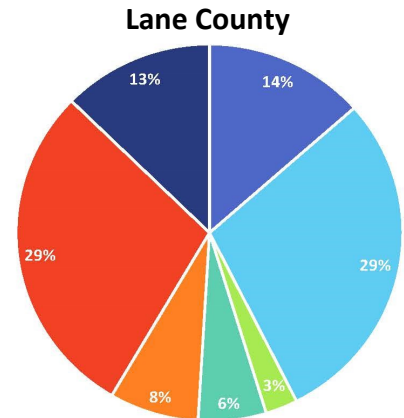
Non-Family Households

3%	Cohabiting couple household without Children
31%	Householder < 65 living alone
7%	Householder 65+ living alone

Lane County

14%	Married-couple family with Children
29%	Married-couple family without Children
3%	Cohabiting couple household with Children
6%	Single headed households with Children

8%	Cohabiting couple household without Children
29%	Householder < 65 living alone
13%	Householder 65+ living alone

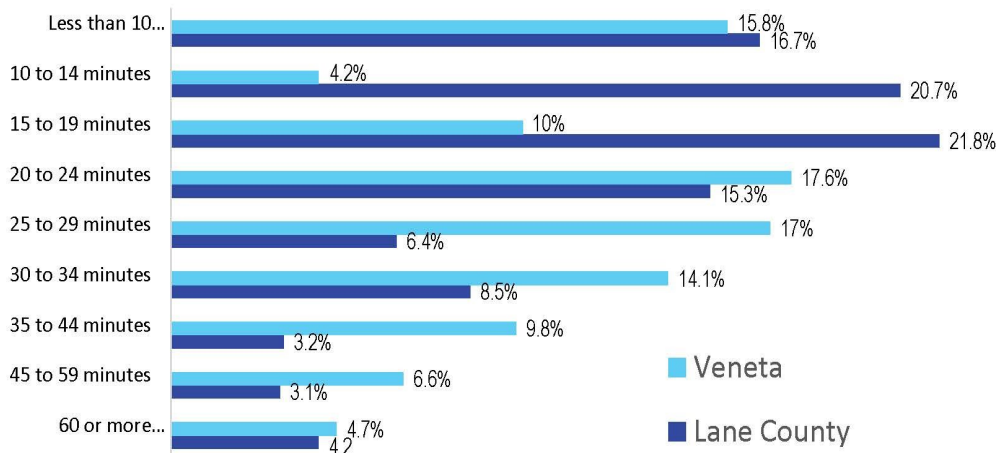


Select Demographics

	Veneta	Lane County
Median Age	45.3	40.1
Average Household Size	2.34	2.35
Owner Occupied Household Size	2.34	2.43
Renter Occupied Household Size	2.32	2.24
Avg. Family Size	2.6	2.84
% Owner Occupied	80	59.3
% Renter Occupied	20	40.7
Median Home Value	\$292,000	\$363,800
Median Household Income	\$58,825	\$65,157

Margin of Error: Veneta Median Home Value +/- \$26,928

Commute Times (% of all workers)



Veneta Resident's
mean travel time
to work:
25.7 Minutes