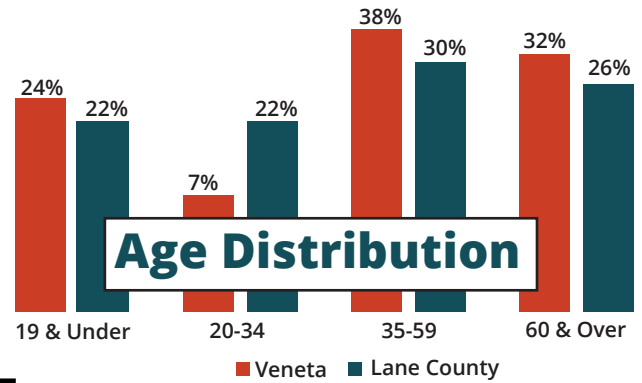


# Veneta Community Profile 2021

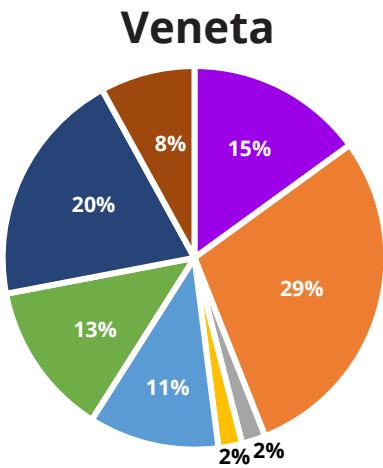
## Population Growth

	2000	2010	2021	AAGR 2000-2021
Veneta	2,755	4,565	5,199	4.44%
Lane County	322,959	352,010	380,532	0.89%
Oregon	3,421,399	3,837,300	4,207,177	1.15%

AAGR = Average Annual Growth Rate



## Household Types



### Veneta

#### 70% Family Households

- 15% Married-couple family with children
- 29% Married-couple family without children
- 2% Cohabiting couple household with children
- 11% Single headed household with children
- 13% Single headed household without children

#### 30% Non-Family Households

- 2% Cohabiting couple household without children
- 20% Householder < 65
- 8% Householder 65+ living alone

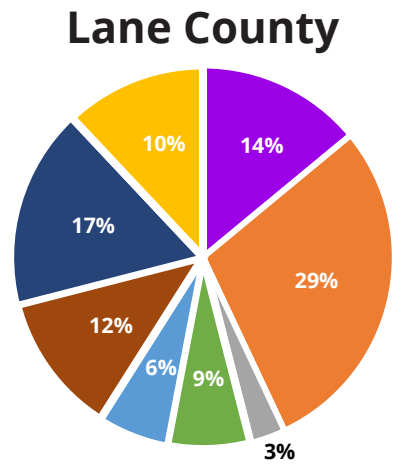
### Lane County

#### 61%

- 14% Married-couple family with children
- 29% Married-couple family without children
- 3% Cohabiting couple household with children
- 6% Single headed household with children
- 9% Single headed household without children

#### 39%

- 10% Cohabiting couple household without children
- 17% Householder < 65
- 12% Householder 65+ living alone

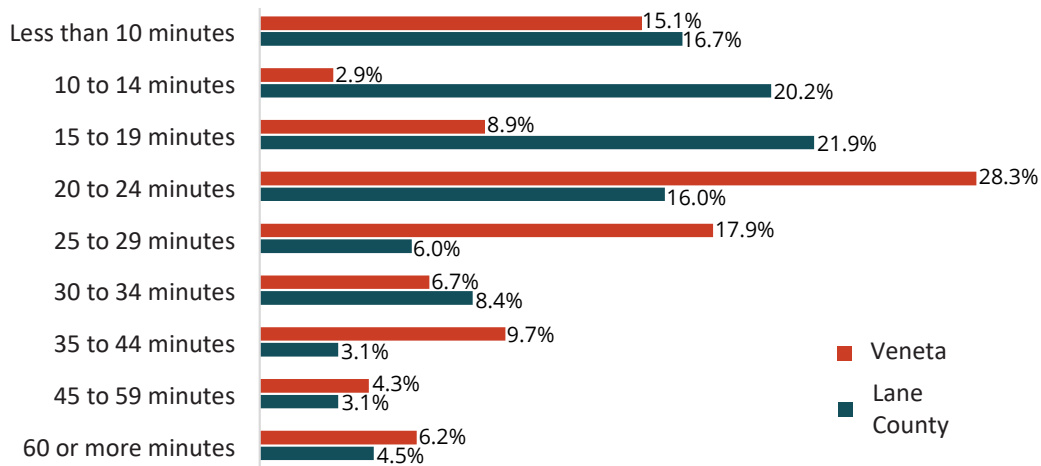


## Select Demographics

	Veneta	Lane County
Median Age	45.8	39.8
Average Household Size	2.38	2.37
Average Owner Occupied Household Size	2.33	2.46
Average Renter Occupied Household Size	2.63	2.25
Average Family Size	2.82	2.86
Housing - % Owner Occupied	83.1	59.4
Housing % - Renter Occupied	16.9	40.6
Median Home Value	\$248,600	\$303,800
Median Household Income	\$53,885	\$59,016

Margin of Error: Veneta Median Home Value +/- \$17,073

## Commute Times (% of all workers)



Veneta Worker's  
mean  
travel time to  
work  
25.7 minutes