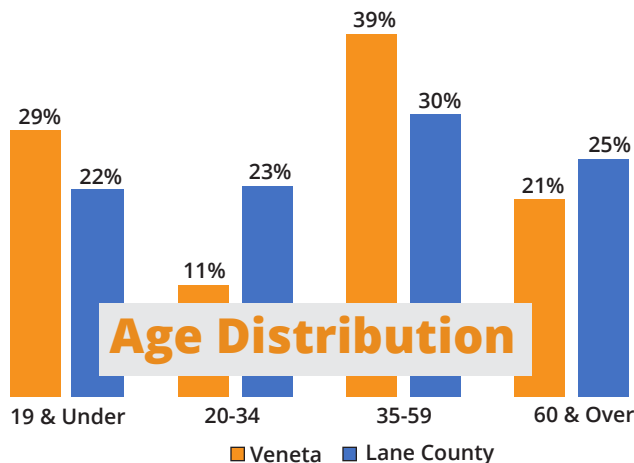


Veneta Community Profile 2019

Population Growth

	2000	2010	2019	AAGR 2000-2019
Veneta	2,755	4,565	4,953	4.3%
Lane County	322,959	352,010	373,340	0.8%
Oregon	3,421,399	3,837,300	4,081,943	1.0%

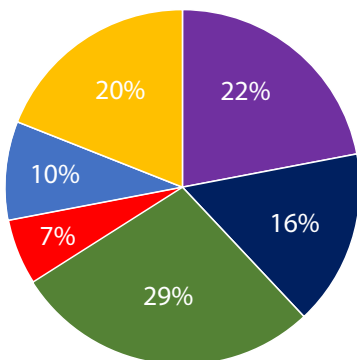
AAGR = Average Annual Growth Rate



Household Types



Veneta



Veneta

72% Family Households

- 29% Married-couple family without children
- 22% Married-couple family with children
- 16% Single headed family with children
- 10% Single headed family without children

28% Non-Family Households

- 20% Householder < 65 or not living alone
- 7% Householder 65+ living alone

Lane County

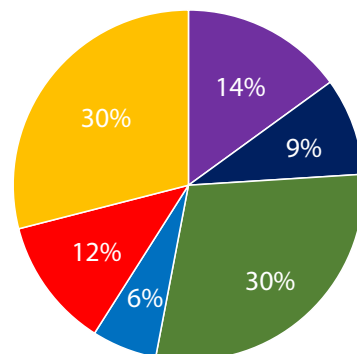
59%

- 30% Married-couple family without children
- 14% Married-couple family with children
- 9% Single headed family with children
- 6% Single headed family without children

41%

- 30% Householder < 65 or not living alone
- 12% Householder 65+ living alone

Lane County



Select Demographics

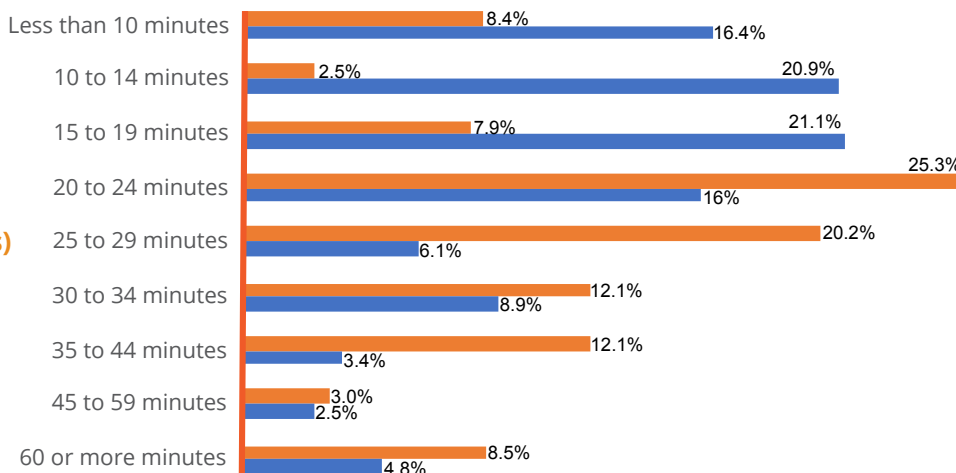
	Veneta	Lane County
Median Age	40.8	39.4
Average Household Size	2.51	2.4
Owner Occupied	2.46	2.44
Renter Occupied	2.68	2.47
Average Family Size	3.06	2.3
Housing - % Owner Occupied	75.6	58.7
Housing % - Renter Occupied	24.4	41.3
Median Home Value	\$215,400	\$263,200
Median Household Income	\$49,728	\$52,426

Margin of Error: Veneta Median Home Value +/- \$12,621

Commute Times

(% of all workers)

- Veneta
- Lane County



Commute Times
30 minutes or more

Veneta - 35.7%
Lane County - 19.6%