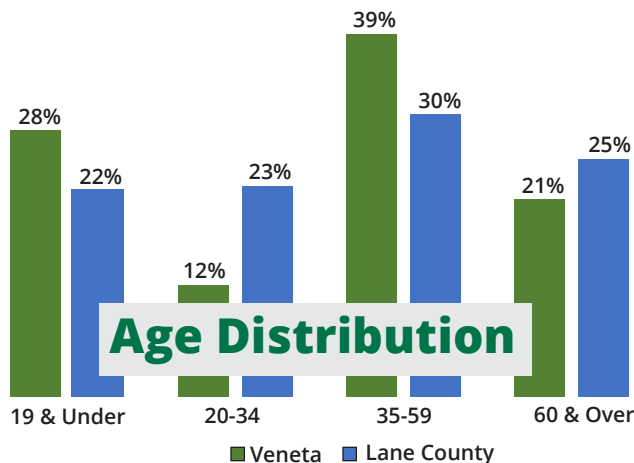


Veneta Community Profile 2018

Population Growth

	2000	2010	2019	AAGR 2000-2018
Veneta	2,755	4,565	4,891	4.3%
Lane County	322,959	352,010	368,882	0.8%
Oregon	3,421,399	3,837,300	4,081,943	1.0%

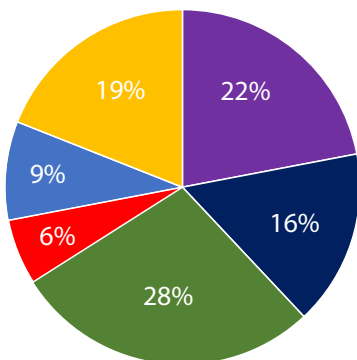
AAGR = Average Annual Growth Rate



Household Types



Veneta



Veneta

- 72% Family Households**
- 29% Married-couple family without children
 - 22% Married-couple family with children
 - 16% Single headed family with children
 - 10% Single headed family without children

28% Non-Family Households

- 20% Householder < 65 or not living alone
- 7% Householder 65+ living alone

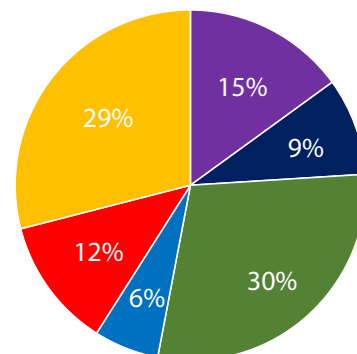
Lane County

- 59% Family Households**
- 30% Married-couple family without children
 - 14% Married-couple family with children
 - 9% Single headed family with children
 - 6% Single headed family without children

41% Non-Family Households

- 30% Householder < 65 or not living alone
- 12% Householder 65+ living alone

Lane County



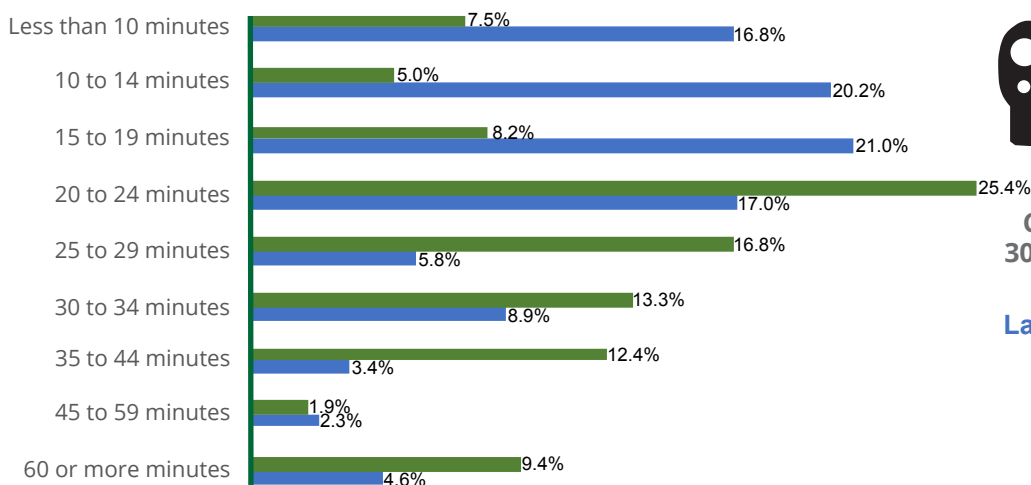
Select Demographics

	Veneta	Lane County
Median Age	40.1	39.4
Average Household Size	2.60	2.39
Owner Occupied	2.48	2.44
Renter Occupied	2.92	2.33
Average Family Size	3.07	2.91
Housing - % Owner Occupied	72.6	58.7
Housing % - Renter Occupied	27.4	41.3
Median Home Value	\$200,800	\$246,500
Median Household Income	\$44,858	\$49,958

Margin of Error: Veneta Median Home Value +/- \$16,956

Commute Times (% of all workers)

■ Veneta
■ Lane County



**Commute Times
30 minutes or more**
Veneta - 37%
Lane County - 19.2%